

**BARBECUES :  
3 SERIES PREMIUM -  
PREMIUM S - PREMIUM W**



**3 SERIES PREMIUM**



**3 SERIES PREMIUM S**



**3 SERIES PREMIUM W**



# BARBECUES : 3 SERIES PREMIUM - PREMIUM S - PREMIUM W

Smooth  
Lisse

Textured  
Texturé

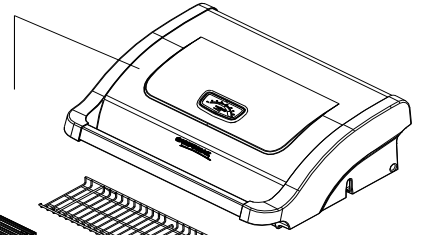
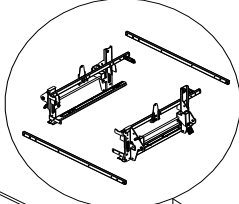


5010006091

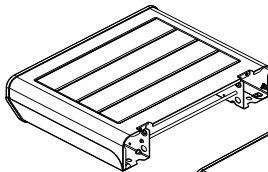
5010006080  
5010006090  
5010006278

5010006064  
5010006099  
5010006094

5010006058

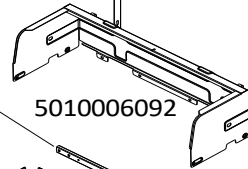


5010006093  
5010006104  
5010006145  
5010006123



5010006066

5010006113



5010006092

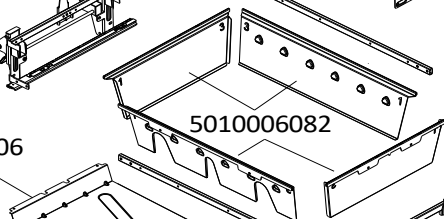


5010002500  
5010006079  
(28Mb)  
5010006140  
(50Mb)  
5010006072  
5010006262

5010006196 - 5010006199  
5010006203 - 5010006212  
5010006213 - 5010006219

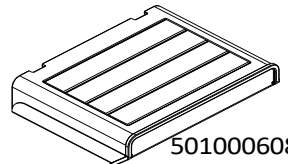
Control panel + gas pipe  
Console + tubulure  
See next page  
voir page suivante

5010006106  
5010006056  
See next page  
voir page suivante



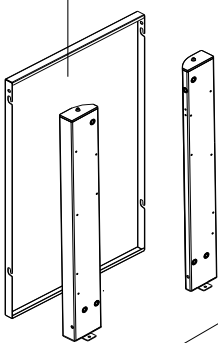
5010006082

2188305  
2188306  
5010006071  
5010006088



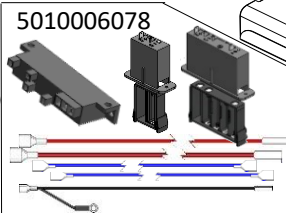
5010006086

5010006110



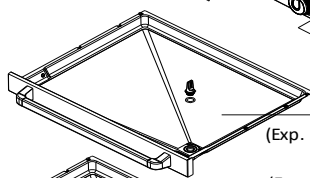
5010006063

5010006060 (28Mb)  
5010006141 (50Mb)



5010006078

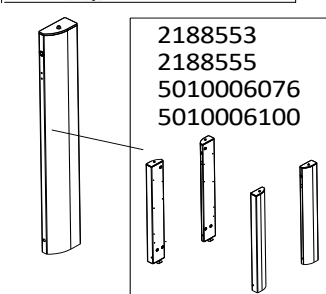
5010006125  
5010006187



5010005834

5010006084  
(Exp. - De (3 Premium S))

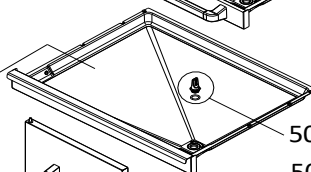
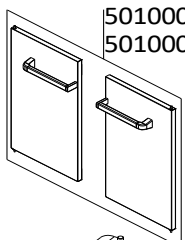
5010006286  
(Exp. - De (3 Premium S))



2188553  
2188555  
5010006076  
5010006100

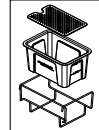
5010006061  
(Fr - Ch - De (3 Premium))

5010006096  
5010006252  
5010006258



5010006066

5010006108




5010004873



67985



ACCESSORY BAG  
SACHET ACCESSOIRES  
5010006066



5010006067  
x2  
x4  
x4



SCREW BAG  
SACHET DE VIS  
5010006149


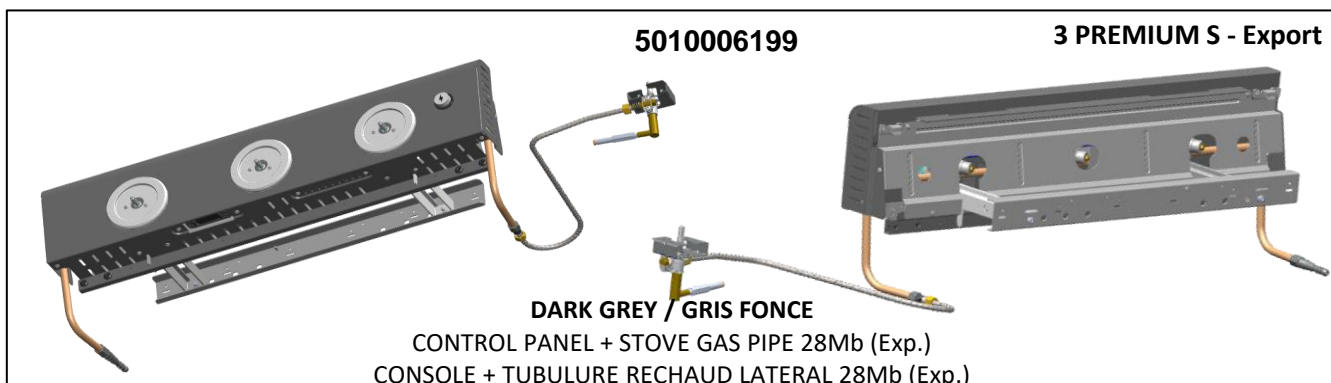

**BARBECUES :**  
**3 SERIES PREMIUM -**  
**PREMIUM S - PREMIUM W**

**CAMPINGGAZ®**

**5010006196 - 5010006199 - 5010006203**

**6010006212 - 5010006213 - 5010006219**

CONTROL PANELS + GAS PIPE / CONSOLE + TUBULURE GAZ



**BARBECUES :  
3 SERIES PREMIUM -  
PREMIUM S - PREMIUM W**

**5010006213** **3 PREMIUM S - De**

**TEXTURED BLACK / NOIR TEXTURE**  
CONTROL PANEL + STOVE GAS PIPE 50Mb (De)  
CONSOLE + TUBULURE RECHAUD LATERAL 50Mb (De)

**5010006219** **3 PREMIUM - Ch**

**DARK GREY / GRIS FONCE**  
CONTROL PANEL + GAS PIPE 28Mb (Ch)  
CONSOLE + TUBULURE 28Mb (Ch)

**5010006056**

5 ELECTRODES + 2 HOUSINGS + 2 SCREWS  
5 ELECTRODES + 2 SUPPORTS + 2 VIS

x 2

+ 2 Screws / Vis

Flat connector  
Connecteur plat

L = 400 mm **2**  
L = 600 mm **1**

L = 750 mm  
L = 750 mm

Round connector  
Connecteur rond

L = 400 mm

# BARBECUES : 3 SERIES PREMIUM - PREMIUM S - PREMIUM W



SPARE PARTS REF.	POINTS	EN DESCRIPTIONS	FR DESCRIPTIONS	3 SERIES PREMIUM	3 SERIES PREMIUM S	3 SERIES PREMIUM W
67985	90	SET OF WHEELS (x2)	ENSEMBLE ROUES (x2)	X	X	X
2188305	320	SIDE BURNER TABLE - TEXTURED - DARK GREY	ETAGERE RECHAUD LATERAL - TEXTURE - GRIS FONCE		X	
2188306	330	SIDE BURNER TABLE - TEXTURED - BLACK	ETAGERE RECHAUD LATERAL - TEXTURE - NOIR		X	
2188553	320	KIT LEGS (X4) - TEXTURED	KIT PIEDS (X4) - TEXTURE	X	X	
2188555	340	KIT LEGS (X4) - TEXTURED	KIT PIEDS (X4) - TEXTURE			X
5010002500	50	SIDE STOVE PAN SUPPORT	SUPPORT DE CASSEROLE RECHAUD LATERAL		X	
5010004873	50	MAGNETS (X2)	AIMANTS (X2)	X	X	X
5010005834	40	PUSH BUTTON ELECTRONIC IGNITOR	BOUON POUSSOIR TRAIN D'ETINCELLES	X	X	X
5010006050	250	CHASSIS - SMOOTH - SHINY	CHASSIS - LISSE - BRILLANT	X	X	
5010006056	100	ELECTRODES + HOUSINGS KIT	KIT ELECTRODES + SUPPORTS	X	X	X
5010006058	680	BASE FRAME	BASE SUPPORT DE CUVE	X	X	X
5010006060	100	STAINLESS STEEL BURNER 28Mb	BRULEUR INOX 28Mb	X	X	X
5010006061	200	GREASE DRAWER + PLASTIC PLUG + SEALING WASHER - LIGHT GREY	TIROIR A GRAISSE + BOUCHON + JOINT - GRIS CLAIR	X	X	X
5010006062	250	CHASSIS - SMOOTH - MATTE	CHASSIS - LISSE - MAT		X	X
5010006063	80	KNOB (X2) - CHROMED	VOLANT (X2) - CHROME	X	X	X
5010006064	280	ENAMELLED CAST IRON COOKING GRID (FRAME + CIRCLE) - SEMI SHINY	GRILLE DE CUISSON FONTE EMAILLEE (CADRE + CERCLE) - SEMI BRILLANTE	X	X	
5010006066	130	ACCESSORY BAG	SACHET ACCESSOIRES	X	X	X
5010006067	70	KIT SILICONE PADS FOR LID AND SIDE TABLE + DOOR WASHERS	KIT PATINS POUR COUVERCLE ET TABLETTE LATERALE + RONDELLES POUR PORTES	X	X	X
5010006071	320	SIDE BURNER TABLE - SMOOTH - DARK GREY	ETAGERE RECHAUD LATERAL - LISSE - GRIS FONCE		X	
5010006072	50	KNOB FOR SIDE STOVE	VOLANT POUR RECHAUD LATERAL		X	
5010006076	320	KIT LEGS (X4) - SMOOTH	KIT PIEDS (X4) - LISSE	X	X	
5010006078	180	ELECTRONIC IGNITION BOXES 2 AND 3 OUTLETS WITH CONNECTION WIRES	BOITIERS ALLUMAGE ELECTRONIQUE 2 ET 3 SORTIES AVEC CABLES DE CONNECTION	X	X	X
5010006079	90	BURNER WITH ELECTRODE FOR SIDE STOVE - 28MB	BRULEUR AVEC ELECTRODE POUR RECHAUD LATERAL - 28MB		X	
5010006080	530	LID WITH THERMOMETER - DARK GREY	COUVERCLE AVEC THERMOMETRE - GRIS FONCE	X	X	
5010006082	260	KIT OF REMOVABLE PARTS (FIREBOX)	KIT DE PARTIES AMOVIBLES (CUVE)	X	X	X
5010006084	220	GREASE DRAWER WITH HANDLE + PLASTIC PLUG + SEALING WASHER - DARK GREY	TIROIR A GRAISSE AVEC POIGNEE + BOUCHON + JOINT - GRIS FONCE		X	
5010006086	340	SIDE TABLE - SMOOTH - BLACK	ETAGERE - LISSE - NOIR			X
5010006088	330	SIDE BURNER TABLE - SMOOTH - BLACK	ETAGERE RECHAUD LATERAL - LISSE - NOIR		X	
5010006090	530	LID WITH THERMOMETER - SMOOTH -	COUVERCLE AVEC THERMOMETRE - LISSE -		X	X
5010006091	130	THERMOMETER WITH 2 CHROMED AND SMOOTH BLACK BEZELS	THERMOMETRE AVEC 2 CADRANS CHROME ET LISSE NOIR	X	X	X
5010006092	120	WINDSHIELD - SMOOTH	PAREVENT - LISSE	X	X	X
5010006093	80	WARMING GRID	GRILLE DE MIJOTAGE	X	X	X
5010006094	170	ENAMELLED CAST IRON COOKING GRID - SEMI SHINY	GRILLE DE CUISSON FONTE EMAILLEE - SEMI BRILLANTE	X	X	
5010006096	50	STEEL DOOR HANDLE	POIGNEE DE PORTE EN ACIER	X	X	X

# BARBECUES : 3 SERIES PREMIUM - PREMIUM S - PREMIUM W



SPARE PARTS REF.	POINTS	EN DESCRIPTIONS	FR DESCRIPTIONS	3 SERIES PREMIUM	3 SERIES PREMIUM S	3 SERIES PREMIUM W
5010006099	320	ENAMELLED CAST IRON COOKING GRID (FRAME + CIRCLE) - SHINY	GRILLE DE CUISSON FONTE EMAILLEE (CADRE + CERCLE) - BRILLANTE		X	X
5010006100	340	KIT LEGS (X4) - SMOOTH	KIT PIEDS (X4) - LISSE			X
5010006104	210	COOKING ENAMELLED CAST IRON REVERSIBLE COOKING GRIDDLE - SEMI-SHINY	PLAQUE DE CUISSON FONTE EMAILLEE REVERSIBLE - SEMI-BRILLANTE	X	X	
5010006106	70	HEAT SHIELD	PARE CHALEUR	X	X	X
5010006107	80	TROLLEY TOP REINFORCEMENT BAR -	BARRE SUPERIEURE DE RENFORT	X	X	X
5010006108	70	WATER CONTAINER WITH FILTER AND WIRES	COMPARTIMENT A EAU AVEC FILTRE ET SUPPORT	X	X	X
5010006110	80	LEFT OR RIGHT SIDE PANEL - SMOOTH - BLACK	PANNEAU LATERAL GAUCHE OU DROITE - LISSE - NOIR	X	X	X
5010006113	130	REAR PANEL - SMOOTH - BLACK	PANNEAU ARRIERE - LISSE - NOIR		X	
5010006123	200	COOKING ENAMELLED STEEL PLANCHA - MATTE	PLANCHA ACIER EMAILLE - MATE			X
5010006125	260	SIDE TABLE - SMOOTH - BLACK	ETAGERE - LISSE - NOIR		X	
5010006140	70	BURNER WITH ELECTRODE FOR SIDE STOVE - 50MB	BRULEUR AVEC ELECTRODE POUR RECHAUD MATERAL - 50MB		X	
5010006141	80	STAINLESS STEEL BURNER 50Mb	BRULEUR INOX 50Mb	X	X	
5010006145	200	REVERSIBLE COOKING ENAMELLED CAST IRON COOKING GRIDDLE - SHINY	PLAQUE DE CUISSON FONTE EMAILLEE REVERSIBLE - BRILLANTE		X	
5010006149	60	SCREW BAG	SACHET DE VIS	X	X	X
5010006187	260	SIDE TABLE - SMOOTH DARK GREY	ETAGERE - LISSE GRIS FONCE	X	X	
5010006196	480	CONTROL PANEL + GAS PIPE 28Mb G1/2 (Fr) WITHOUT ELECTRODES - TEXTURED - BLACK	CONSOLE + TUBULURE 28Mb G1/2 (Fr) SANS ELECTRODES - TEXTURE - NOIR			X
5010006199	580	CONTROL PANEL + STOVE GAS PIPE 28Mb (Exp.) WITHOUT ELECTRODES - DARK GREY	CONSOLE + TUBULURE RECHAUD 28Mb (Exp.) SANS ELECTRODES - GRIS FONCE		X	
5010006203	590	CONTROL PANEL + STOVE GAS PIPE 28Mb G1/2 (Fr) WITHOUT ELECTRODES - DARK GREY	CONSOLE + TUBULURE RECHAUD 28Mb G1/2 (Fr) SANS ELECTRODES - GRIS FONCE		X	
5010006212	550	CONTROL PANEL + GAS PIPE 50Mb 1/4" (De) WITHOUT ELECTRODES - DARK GREY	CONSOLE + TUBULURE 50Mb 1/4" (De) SANS ELECTRODES - GRIS FONCE	X		
5010006213	660	CONTROL PANEL + STOVE GAS PIPE 50Mb 1/4" (De) WITHOUT ELECTRODES - TEXTURED - BLACK	CONSOLE + TUBULURE RECHAUD 50Mb 1/4" (De) SANS ELECTRODES - TEXTURE - NOIR		X	
5010006219	550	CONTROL PANEL + GAS PIPE 28Mb 1/4" (Ch) WITHOUT ELECTRODES - DARK GREY	CONSOLE + TUBULURE 28Mb 1/4" (Ch) SANS ELECTRODES - GRIS FONCE	X		
5010006252	270	LEFT AND RIGHT DOORS WITH HANDLE - SMOOTH - BLACK	PORTES GAUCHE ET DROITE AVEC POIGNEE - LISSE - NOIR		X	X
5010006258	270	LEFT AND RIGHT DOORS WITH HANDLE - SMOOTH - DARK GREY	PORTES GAUCHE ET DROITE AVEC POIGNEE - LISSE - GRIS FONCE	X	X	
5010006262	40	SIDE BURNER SHELF LATCH	LATCH POUR TABLETTE AVEC RECHAUD LATERAL		X	
5010006278	640	LID WITH THERMOMETER - TEXTURED - BLACK	COUVERCLE AVEC THERMOMETRE - TEXTURE - NOIR	X	X	X
5010006286	250	GREASE DRAWER WITH HANDLE + PLASTIC PLUG + SEALING WASHER - TEXTURED - BLACK	TIROIR A GRAISSE AVEC POIGNEE + BOUCHON + JOINT - TEXTURE - NOIR		X	